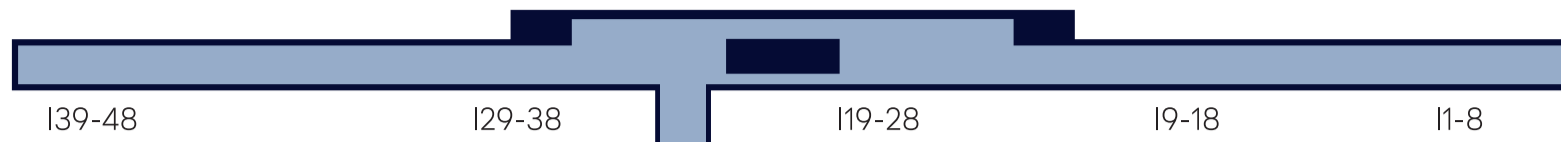
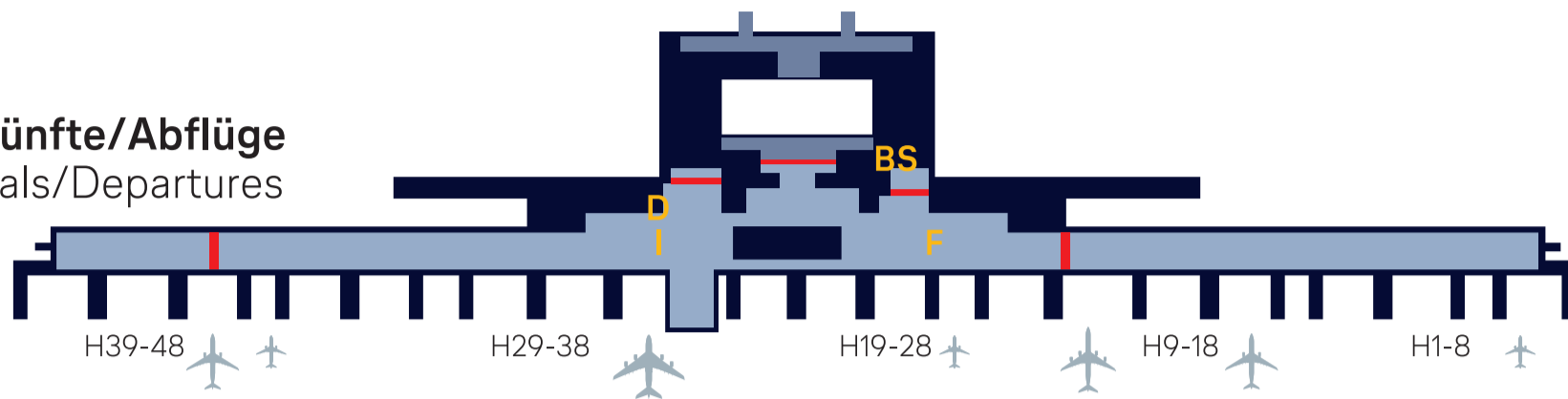


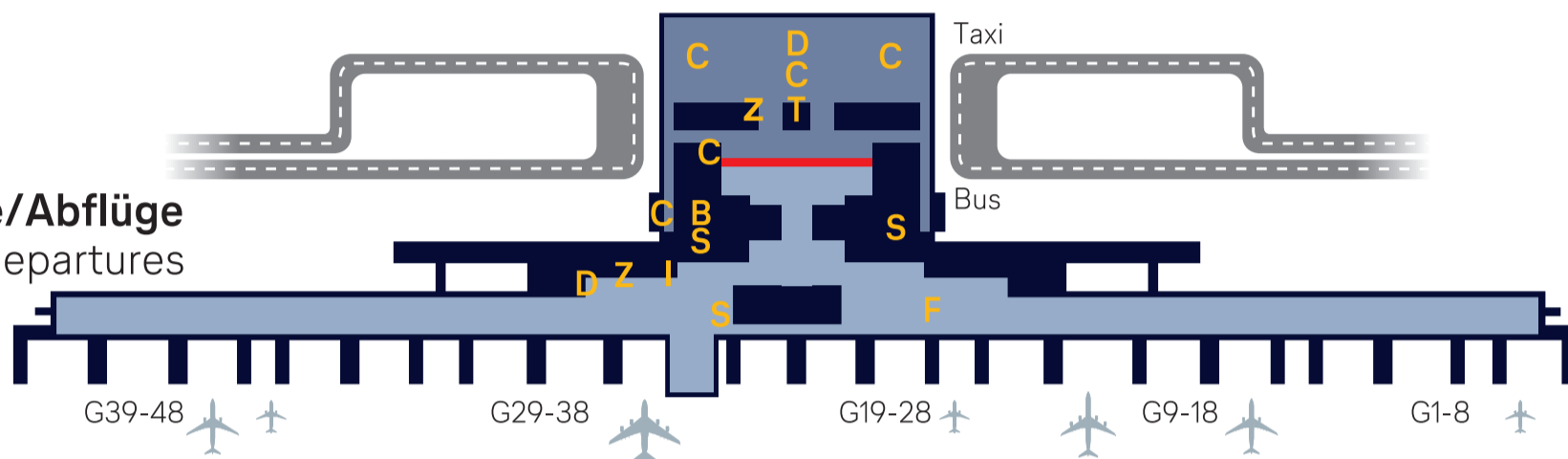
Non-EU Ankünfte
Non-EU Arrivals



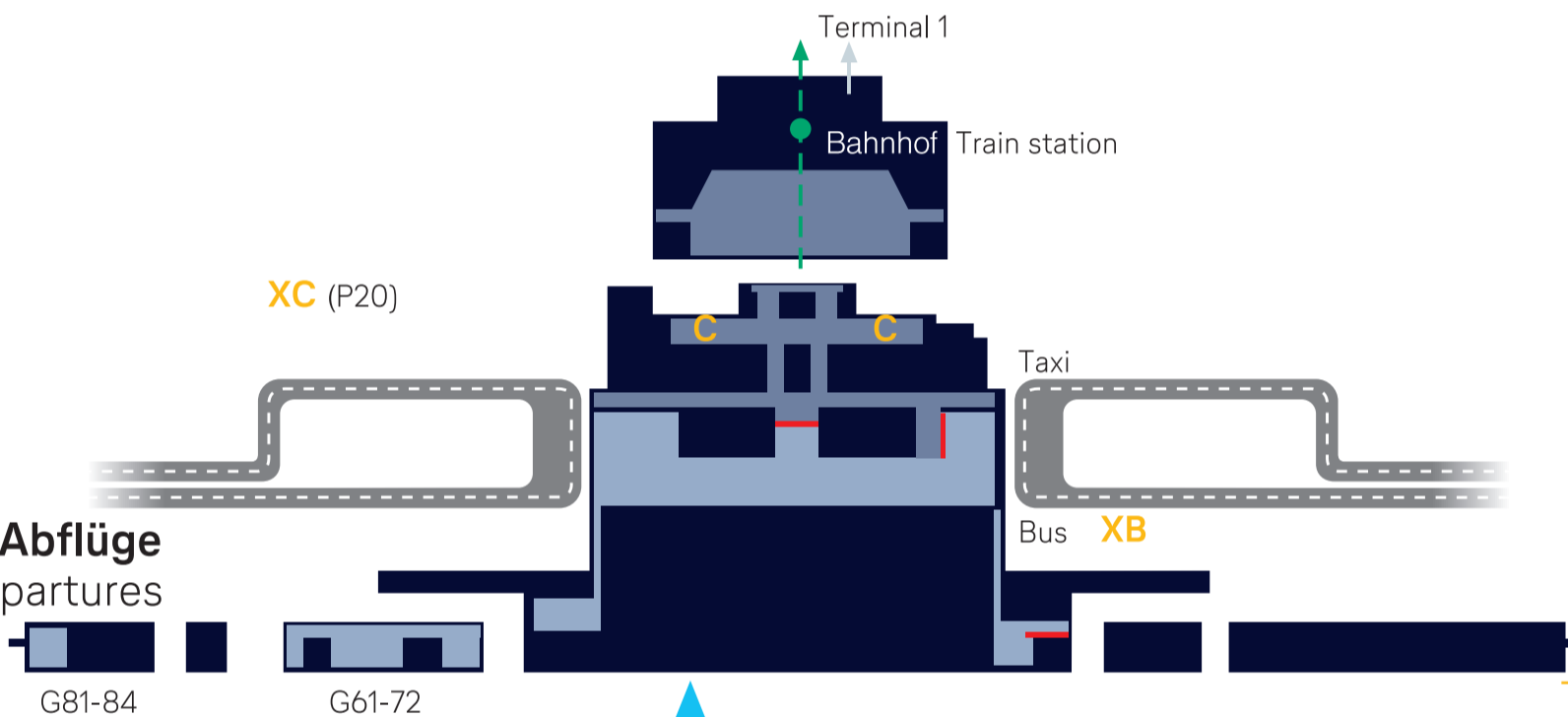
Non-Schengen Ankünfte/Abflüge
Non-Schengen Arrivals/Departures



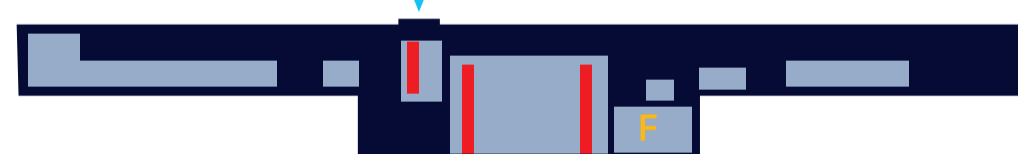
Schengen Ankünfte/Abflüge
Schengen Arrivals/Departures



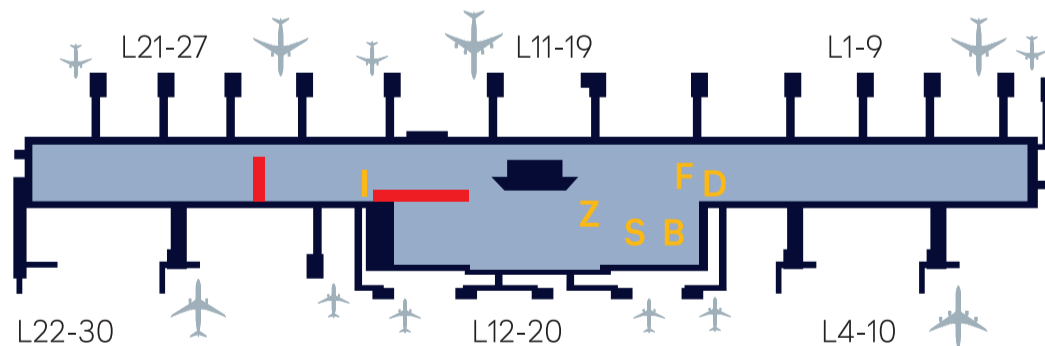
Schengen Ankünfte/Abflüge
Schengen Arrivals/Departures



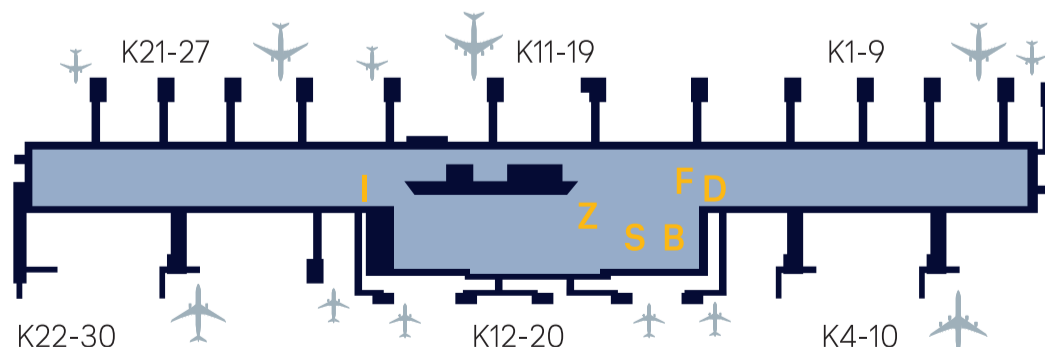
Non-EU Ankünfte
Non-EU Arrivals



Non-Schengen Ankünfte/Abflüge
Non-Schengen Arrivals/Departures



Schengen Ankünfte/Abflüge
Schengen Arrivals/Departures



Schengen Abflüge
Schengen Departures



Terminal 2

■ Öffentlicher Bereich
Public area

■ Kontrollen
Check points

■ Passagierbereich
Non-public area

Lufthansa Einrichtungen
Lufthansa facilities

- I Service Center
- T Tickets
- C Check-in
- F First Class Lounge
- S Senator Lounge
- B Business Lounge
- W Welcome Lounge
- D Betreuungsdienst Special services
- Z Lufthansa WorldShop
- XB Lufthansa Express Bus
- XC Lufthansa Express Carsharing
- XR Lufthansa Express Rail
- XG Lufthansa Express Rail Gepäckausgabe
Rail luggage reclaim

● Bahn, Regionalbahn, Flughafenbahn
Railway, Tram, airport trains

▬ Vor- und Zufahrten, Bus und Taxi
Public Roads, Busses, Taxis

Terminal 2 Satellit

Shuttle Terminal 2 - Satellit
alle 2 - 4 Minuten, eine Haltestelle, Fahrtzeit 60 Sek.
every 2 to 4 minutes, 1 stop, 60 seconds