









Boeing 737-700BBJ (20 Business/66 Economy)



-  Business Class
-  Economy Class
-  (Not-)Ausgang/(Emergency) Exit
-  Bordküche/Galley
-  Toilette/Lavatory
-  Stauraum/Stowage
-  Crewsitz/Crew seat

Länge/Length: 32,18 m/105 ft 7 in
Spannweite/Wingspan: 35,80 m/117 ft 5 in
Höhe/Height: 12,46 m/40 ft 10 in
Max. Startgewicht/Max. Take-off weight: 70 t/154.500 lb
Max. Reisegeschwindigkeit/Cruising speed: 828 km/h/514 mph
Max. Flughöhe/Max. Cruising altitude: 12.500 m/41.000 ft
Reichweite: 7.600 km/4.720 miles
Triebwerke/Engines: 2 x CFM International CFM56-7B27